


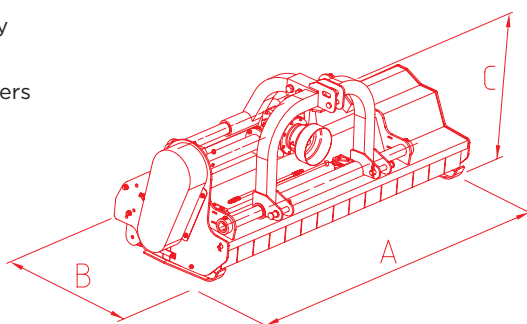
VMA 240











LONGREACH
EQUIPMENT



- Extra heavy duty construction
- Rear door to enable ejection of grass in heavy mowing applications
- Easy maintenance and replacement of hammers
- Ideal machine in vineyards and orchards
- 5 belt "b" section belt drive
- Precisely manufactured and balanced rotor
- High strength long life hammers
- Hydraulic offset fitted standard
- Manufactured to the highest European standard
- 2 year full factory warranty. Full spare parts availability.



|  |  hp | |  |  |  |  |  | A | B | C |  KG |
|---|--|-----|---|---|---|---|--|-----|-----|-----|--|
| cm | min | max | cm | n° | n° | n° | rpm | cm | cm | cm | kgs |
| 239 | 60 | 120 | 52 + 127 92 + 87 | 24 | N/A | 5 | 540 | 255 | 128 | 100 | 675 |

PRICE